

User Guide for Continuing Professional Development (CPD) Programme

Table of Contents

1	Navigation to PEB Portal (E-Services) from PEB Website.....	3
2	User Log In	4
2.1	Login with Singpass	4
2.2	Login as non-Singpass user	5
3	CPD Programme – Step by Step Guide	7
3.1	CPD Application	7
3.1.1	Re-Submission of CPD Application.....	14
3.2	CPD Update	16
3.2.1	Structured Activities	17
3.2.2	Unstructured Activities	29
3.3	CPD Activity List.....	34
3.4	PDU Summary	35

Dear Applicant

PEB has prepared this guide to assist you in the Continuing Professional Development (CPD) programme.

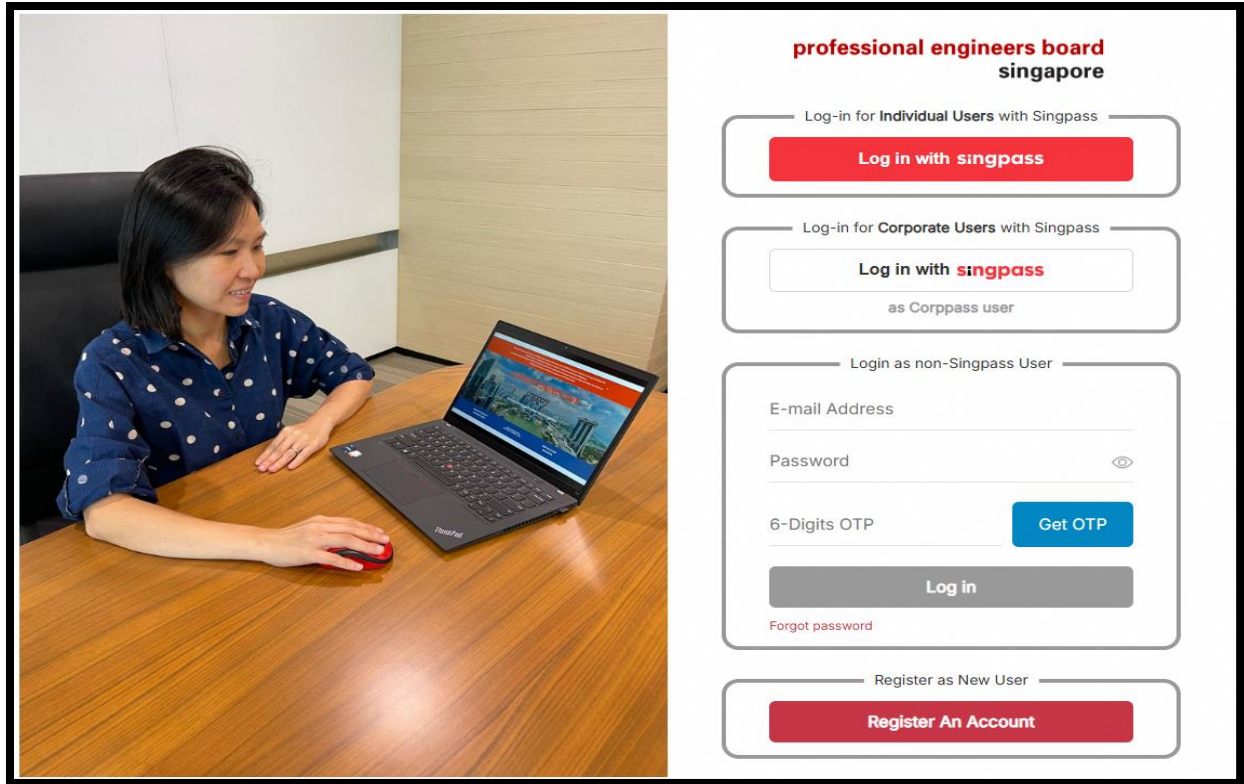
CPD is a mandatory requirement that mandates registered professional engineers to accumulate a minimum number of Professional Development Units (PDU) through structured and unstructured learning activities within a specific period to renew their practising certificate. The purpose is to ensure engineers maintain lifelong learning, stay competent, and remain updated with industry developments.

1 Navigation to PEB Portal (E-Services) from PEB Website

Access the **PEB website** by visiting <https://www1.peb.gov.sg/>. On the homepage, click on **"LOGIN TO PEB PORTAL (E-SERVICES)"** to proceed to PEB Portal login page.

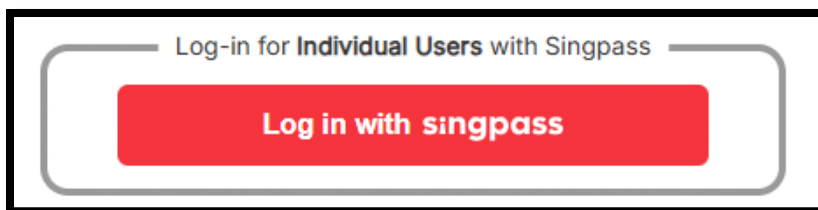


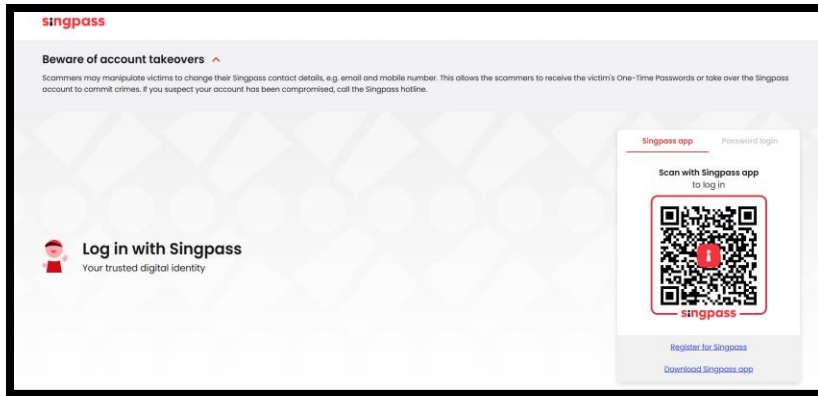
2 User Log In



2.1 Login with Singpass

If you are Singapore citizens, Permanent Residents (PRs), and holders of valid work pass (Employment Pass, S-Pass, Work Permit or Dependant's Pass) and already registered with PEB, select **"Log in with Singpass"**. You will be redirected to the Singpass Login page. Enter your Singpass credentials to login. After successful login, you will be redirected to the PEB Dashboard. **Please review your "Profile" after logging in to the portal.**





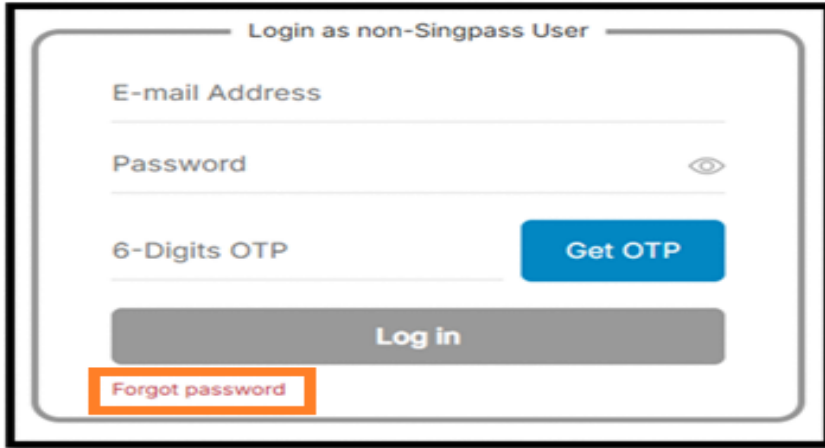
2.2 Login as non-Singpass user

If you are a foreigner without Singpass and has an existing account with PEB, use the registered email to login under **"Login as non-Singpass User"** section.

- i. Enter your registered email address and password.
- ii. Click **"Get OTP"** to receive your OTP. Your OTP will be sent to your email address.
- iii. Enter your 6-digit OTP received in your email and click Login.


- iv. If you have forgotten your password, click the **"Forgot password"** section to reset your password.

professional engineers board singapore



Login as non-Singpass User

E-mail Address

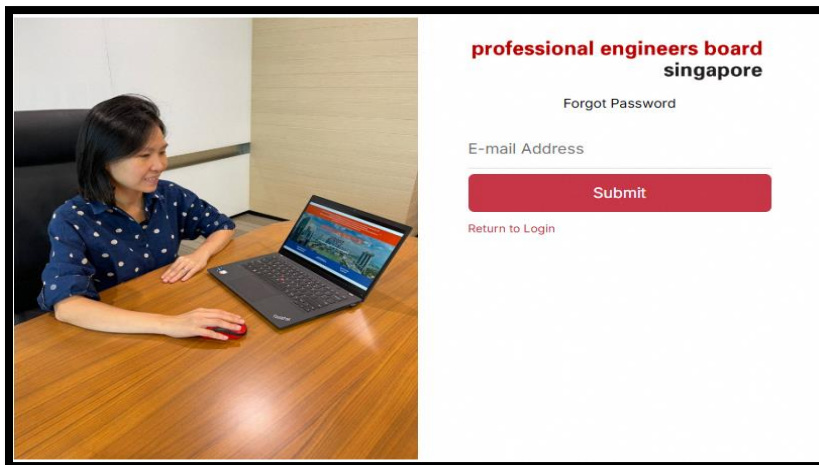
Password 

6-Digits OTP [Get OTP](#)

[Log in](#)

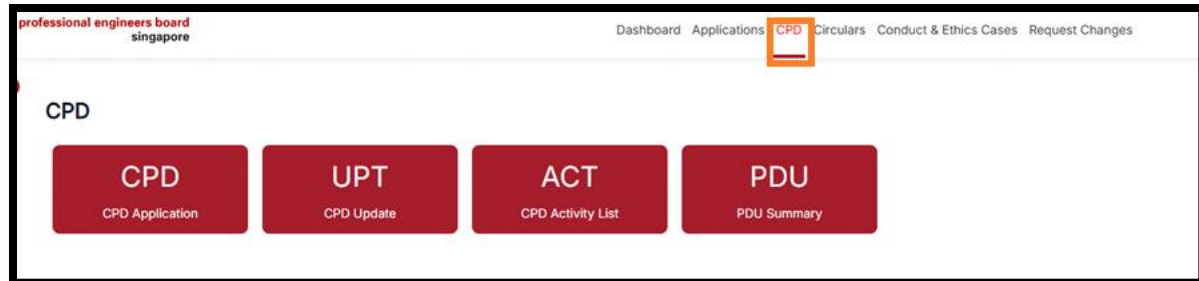
[Forgot password](#)

- v. You will be redirected to the page below. Enter your registered email address and click **"Submit"**. The password reset URL will be sent to your email. Please check your inbox and click on the URL to reset your password. **Please review your "Profile" after logging in to the portal.**



3 CPD Programme – Step by Step Guide

To access the CPD programme you can navigate to CPD tab after logging in to PEB portal.



CPD Application module is where you can put up CPD application online if the course organiser did not submit CPD application to PEB.

CPD Update module is where you may update PDU to the CPD activities you had done on structured and unstructured activities.

CPD Activity List module shows a list of CPD activities you had updated to the PC year.

PDU Summary module shows the no. of PDU updated to a specific qualifying period and the balances for each PC year.

3.1 CPD Application

You may submit a CPD application online if the course is organised overseas or the course organiser has not registered with PEB to submit CPD application online. Refer to Directory of Course Organiser registered with PEB and request these course organisers who had accepted your course registration to submit CPD application to PEB. **For CDP application made by PE, the application shall be made after the course/activity has ended.** Please note that not all CPD applications can be qualified for PDU. You will receive an email notification to inform if the CPD application is qualified for PDU or not.

The online application form should take about 10 to 15 minutes to complete. All entries are to be made in Title Case (i.e. Capitalise Each Word). During the application process, you may save your progress by selecting **"Save as Draft"**. This allows you to return and continue from where you left off the next time you logged in. To resume, simply click on the application with a **"Draft"** status on your dashboard.

Step 1 - Declaration

Before you proceed to apply for CPD, you are required to select your applied engineering branch. You will also be required to read about the requirement, and you declare that you have done so. You may click and read the requirements at "*Continuing Professional Development (CPD) Application*" and "*Directory of Course Organiser*", please review all declarations carefully and check the corresponding boxes where applicable to proceed with the application.

Note: The "**Proceed**" button will be enabled only after you have opened and reviewed the requirements under "**Continuing Professional Development (CPD) Application**" and "**Directory of Course Organiser**" and checked all the required declaration boxes.

The screenshot shows a web form titled "Declaration" with a progress bar indicating "Estimated time to complete this form: 20 Minutes". The left sidebar contains a vertical menu with four items: "Declaration" (selected), "CPD Activities", "Supporting Documents", and "Summary". The main content area is titled "Application for CPD" and contains six numbered instructions regarding the application process, including requirements for PDU, application timing, re-applications, course organizer responsibilities, and attendance uploads. Below the instructions is a dropdown menu for "Applied Engineering Branch*" with "Civil" selected. Under the "Declaration:" section, there are four checkboxes for the user to confirm they have read the requirements, checked the directory, verified no duplicate applications, and authorized the PEB to verify the information. A "Proceed" button is located at the bottom right of the form.

Step 2 – CPD Activities

- All fields indicated with * are mandatory.
- Make the appropriate selection in fields with a dropdown list.
- Enter the course details, duration of course, Date (From), Date To (wherever applicable).
- Enter Start time and End time under Course schedule information and the system will auto calculate the estimated PDU based on the hours attended.
- If you are a participant select the option "**Participants**". If you are a Panel/Speaker/Trainer select the option "**Panel/Speaker/Trainer**".

Declaration

CPD Activities

Supporting Documents

Summary

Application for CPD

Cancel Save as Draft Next

CPD Activities*
(Complete this form in English. Fields marked with an asterisk are compulsory)

CPD Activities*
Structured Activities

Duration of course*
Single Day

Date (From)*
28-Aug-2025

Course Organiser*
Others
Other course organisers*

Type of Event*
Course

Location of course*
Singapore

Speaker's Information*
Speaker's Information*

Venue*
Venue*

Course Schedule Information
(Complete this form in English. Fields marked with an asterisk are compulsory)

Start Time End Time Hours Estimated PDU

Panel/Speaker/Trainer Participants

Category*
Category 1

Title of Course*
Title of Course*

Criteria*
Not Qualified formal study

Branch of Engineering*
Civil

Course Description*
Course Description*

Event URL*
Event URL*

Remarks
Remarks

Course Schedule Information for Participants (Single Day Course)

Enter the Start Time and End Time and system will auto populate the estimated PDU based on hours attended.

Course Schedule Information
(Complete this form in English. Fields marked with an asterisk are compulsory)

Start Time End Time Hours Estimated PDU

08:00 am 03:00 pm 7 6

Panel/Speaker/Trainer Participants

Course Schedule Information for Panel/Speaker/Trainer (Single Day Course)

If you are a Panel/Speaker/Trainer, enter the Start Time, End Time of the sessions conducted by you and click on **"Add"** button.

System will auto calculate the estimated PDU.

Note: Your session time should be within the course start and end time.

professional engineers board singapore

Course Schedule Information
(Complete this form in English. Fields marked with an asterisk are compulsory)

Start Time
08:00 am

End Time
04:00 pm

Hours
8

Estimated PDU
7

☒ Panel/Speaker/Trainer
 ☐ Participants

Presentation

Add

PE No.	PE Name	1st Time	No. of Sessions/Day	Start Time	End Time	Hours
43	Rex Peter	Yes	1	02:00 pm	04:00 pm	2

Presentation

PE No.	PE Name	1st Time	No. of Sessions/Day	Start Time	End Time	Time	Estimated PDU	Action
43	Rex Peter	yes	1	10:00	12:00	2	8	Remove
43	Rex Peter	yes	1	14:00	16:00	2	8	Remove
Total Time							4.00	

Course Schedule Information for Participants (Multiple Day Course)

For multiple day course, enter Duration of course as **"Multiple Days"**, select the Date (From) and Date (To).

Note:

- If course duration spans across 2 different qualifying periods, the Course Organiser must submit 2 separate course applications for the same course.
- For PC 2026, the qualifying period is 1 Nov 2024 – 31 Oct 2025.
- If a course runs from 31 Oct 2025 to 1 Nov 2025, 2 course applications must be submitted - One dated 31 Oct 2025, which falls within the PC 2026 qualifying period and another dated 1 Nov 2025, which falls within the PC 2027 qualifying period (1 Nov 2025 – 31 Oct 2026).

Application for CPD

CPD Activities
(Complete this form in English. Fields marked with an asterisk are compulsory)

CPD Activities*
Structured Activities

Duration of course*
Multiple Days

Date (From)*
21-Aug-2025

Course Organiser*
Others

DA Academy

Type of Event*
Course

Location of course*
Singapore

Speaker's Information*
Testing

Venue*
Hall A, ABC Building, Singapore - 309050

Category*
Category 1

Title of Course*
Applied Engineering Part 12

Date (To)*
22-Aug-2025

Criteria*
1(a) Qualified formal study

Branch of Engineering*
All engineering branches

Course Description*
Advanced Engineering For All Branches

Event URL*
https://www-uat.peb.gov.sg

Remarks
Test

In the given screenshot, the course is conducted over 2 days. For each day, enter the start time, end time and set the session as 1. The system will automatically calculate the estimated PDU based on the total hours.

Course Schedule Information

(Complete this form in English. Fields marked with an asterisk are compulsory)

Start Time	End Time	Hours	Session	Estimated PDU	Add
10:30 am	05:30 pm	7	1	6	

Start Time	End Time	Hours	Session	Estimated PDU	Action
09:30	14:30	5	1	4	Remove
10:30	17:30	7	1	6	Remove

Total PDU 10

☐ Panel/Speaker/Trainer
 ☒ Participants

Course Schedule Information for Panel/Speaker/Trainer (Multiple Day Course)

If the course is conducted over 2 days. For each day, enter the start time, end time and set the session as 1. The system will automatically calculate the estimated PDU based on the total hours under course schedule information. If PE is a Panel/Speaker/Trainer, they can enter their presentation timing (Start time, End Time, 1st Time (Yes/N)) for each day and click **"Add"**.

Course Schedule Information

(Complete this form in English. Fields marked with an asterisk are compulsory)

Start Time	End Time	Hours	Session	Estimated PDU	Add
08:00 am	01:00 pm	5	1	4	

Start Time	End Time	Hours	Session	Estimated PDU	Action
07:00	13:00	6	1	5	Remove
08:00	13:00	5	1	4	Remove

Total PDU 9

☒ Panel/Speaker/Trainer
 ☐ Participants

Presentation

PE No.	PE Name	1st Time	No. of Sessions/Day	Start Time	End Time	Hours	Add
43	Rex Peter	Yes	1	09:00 am	12:00 pm	3	

PE No.	PE Name	1st Time	No. of Sessions/Day	Start Time	End Time	Time	Estimated PDU	Action
43	Rex Peter	yes	1	07:00	09:00	2	8	Remove
43	Rex Peter	yes	1	07:00	09:00	2	8	Remove
43	Rex Peter	yes	1	09:00	12:00	3	12	Remove

Total Time 7.00

Step 3 – Supporting Document

- All fields indicated with * are mandatory.
- Data will be auto populated corresponding as previously submitted applications.
- All files will have a maximum of 5 MB upload limit.
- Follow the on-screen instructions to upload the correct file type and the required number of files for each category.
- Sample timetable can be downloaded by clicking on Timetable →Download Sample Timetable
- If you have additional supporting documents, upload your file under **"Any Other Supporting Document(s)"**. Otherwise, proceed to the next page by clicking the **"Next"** button.

The screenshot shows the 'Supporting Documents' section of the 'Application for CPD' form. On the left, a vertical sidebar contains four steps: 'Declaration', 'CPD Activities', 'Supporting Documents' (which is highlighted in red), and 'Summary'. The main content area is titled 'Supporting Documents' with a sub-note '(Complete this form in English. Fields marked with an asterisk are compulsory)'. It features two sections: 'Course Detail' and 'Timetable'. Each section has a radio button, a title, and an upload instruction. The 'Course Detail' section is titled 'Upload Course Detail* (PDF) (Up to 5MB)' and the 'Timetable' section is titled 'Upload Timetable* (XLS, XLSX) (Up to 5MB)'. Both sections include a dashed box with a plus icon and the text 'Click to add files'. At the bottom of the 'Timetable' section, there is a link that says 'Download Sample Timetable'. In the top right corner of the form, there are three buttons: 'Cancel', 'Save as Draft', and 'Next'.

Step 4 – Summary

This section allows you to check and confirm your information before submitting the online application.

- To make changes to your input, use the side menu to navigate to the relevant pages. Avoid using your browser's Back or Forward buttons, as this may disrupt the application process.
- Confirm that all information provided is accurate by ticking the checkbox, then click **"Next"** to proceed.

The screenshot shows the 'Summary' section of the 'Application for CPD' form. The left sidebar is the same as in Step 3, with 'Summary' highlighted in red. The main content area is titled 'Summary' and contains three expandable sections: 'Declaration', 'CPD Activities', and 'Supporting Document'. Each section has a downward-pointing chevron icon. Below these sections is a checkbox with the text 'The information as shown above is correct and have been updated by me.' In the top right corner, there are three buttons: 'Cancel', 'Submit', and 'Generate PDF'.

Once you submit, a pop-up message will appear confirming: **"Application submitted successfully"** and You will receive PEB acknowledgement email once the application is submitted.

Step 5 – Application Form

Once the application is submitted, please navigate to the submitted application in the dashboard. Click on the CPD application with status **"Pending Processing"**. You will be redirected to the Summary page. Click on the **"Generate PDF"** button to print the submitted application form for your reference.

PEB will review and process your application and may reach out to you should any additional information or supporting documents be required. All correspondence will be sent from registrar@peb.gov.sg, please look out for notification. Alternatively, you can log in to the PEB portal to check the status of the application.

In case of any clarifications, PEB will return the application to you and the application will be in status **"Pending Resubmission"**.

Inbox					
Application No.	Activity	Last Activity Date	Status	Remarks	Actions
CPD/A-00000138	CPD Application	28-Aug-2025 13:40	Pending Processing		

3.1.1 Re-Submission of CPD Application

In case of any clarifications, PEB will return the application and notify you by email. You will be required to log in to the system and resubmit the application with the requested details.

To resubmit the returned application, proceed as follows:

- i. Log in to the system.
- ii. The application will be in the status **"Pending Re-Submission"**.

Inbox					
Application No.	Activity	Last Activity Date	Status	Remarks	Actions
CPD/A-00000138	CPD Application	28-Aug-2025 13:40	Pending Re-Submission	Additional documents required	

- iii. Select the application to open the **Correspondence** page.
- iv. Click **"Additional Documents"** to expand the section.

- v. You can view the comments provided by PEB.

- vi. Upload the required documents or provide the requested details.
- vii. Enter the **"Remarks"** and click **"Resubmit"** to resubmit the application to PEB for further processing.
- viii. After resubmission, the status of the application will change to **"Pending Processing (Resubmission)"**.



Inbox					
Application No.	Activity	Last Activity Date	Status	Remarks	Actions
CPD/A-00000138	CPD Application	28-Aug-2025 13:40	Pending Processing (Resubmission)		

Note: Once the CPD application is processed and approved, the status will be updated to **"Completed"**. To check the status, you can log in to the **PEB Portal** and view the submitted application under their dashboard.

Inbox					
Application No.	Activity	Last Activity Date	Status	Remarks	Actions
CPD/A-00000132	CPD Application	08-Jul-2025 04:45	Completed		

Once the status is marked as **"Completed"**, you may refer to the **CPD Activity List** to view the PDU points awarded for the course.

Refer to Section 3.3 – Page 34 for instructions on how to access the CPD Activity List.

3.2 CPD Update

Note:

Once the course is conducted, the Course Organiser (CO) will upload the attendance, and the corresponding CPD points will be automatically awarded to the you. You may view the awarded points under the CPD Activity List. Refer to Section 3.3 - Page 34 for instructions on how to access the CPD Activity List.

All PEs are strongly advised not to manually update the activity. Please allow up to two weeks for the CO to complete the attendance upload.

If the CO has not uploaded the attendance and the PE proceeds to manually update the CPD record, such entries will be overridden once the CO submits the official attendance.

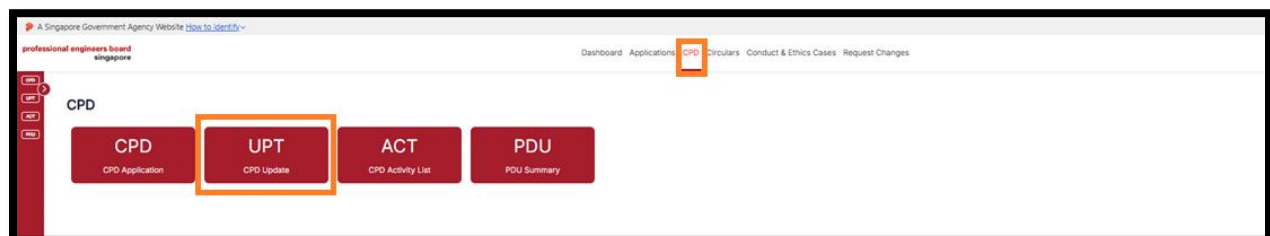
The following process can be followed in the event a PE needs to perform a CPD update:

Please verify that the PDU awarded are only for the courses/activities you were involved in. The Board may conduct random audit of PEs and those selected will be asked to produce documentary evidence of their CPD participation during a particular period. The documentary evidence may take any one of the following forms:

- Summary of diary records or a log showing the activities claimed
- Course enrolment record
- Receipts
- Certificate of attendance
- Attendance list from course organiser
- Employer's report or certification
- Statutory declaration

Proceed as follows to perform CPD Update

Navigate to CPD tab to access CPD Update Module



Select the CPD Activities to update – Structured or Unstructured Activities

CPD Update

Update your PDU attainments for structured and unstructured activities.

A minimum of 40 PDUs are required over a PC qualifying period, of which a minimum of 20 PDUs shall come from structured activities. PEB may conduct audit of participation in CPD activities and when audited, PEs are required to provide documentary or other relevant evidence of CPD participation.

Refer to [About CPD](#) for more information about each category. Check out [Guide to e-CPD system](#) on how to update your PDUs.

Select the type of CPD Activities to be updated:

CPD Activities

Structured Activities

Unstructured Activities

3.2.1 Structured Activities

Structured Activities – Select Category 1, 2 or 3 to update

You can read about the classification of activities that fall under each category and select the correct category which applies to your activities.

CPD Update of Structured Activities

Out of the 40 PDUs required over a PC qualifying period, a minimum of 20 PDUs (20 PDUs for PC 2015 and thereafter) shall come from structured activities.

Select the category of structured activities to be updated:

Structured Activities:

as below:

Category	Criteria	PDUs
Category 1	Relevant post-graduate or diploma courses on engineering and/or construction/project management: Example: a. MSc (Engineering) b. MSc (Project Management)	1 PDU for each contact hour
Category 2	1b(i) Qualified lectures, short courses, conferences, workshops & seminars Lectures, short courses, conferences, workshops & seminars which are relevant for professional engineers on technical, management, professional development, legal or regulatory matters. Examples: a. Seminars on regulatory requirements by government agencies eg: BCA, FSB, ENV, LTA, etc. b. Engineers and the Law by IES. c. Workshops and seminars on engineering topics by NUS or NTU.	1 PDU for each contact hour
Category 3	1b(ii) Online viewing of qualified lectures, short courses, conferences, workshops & seminars 1) Viewing of qualified video recordings of Category 1b(i) activities online. 2) Online learning with verifiable assessment meeting the following criteria: - Must have a course organizer - Must have evaluation of learning outcomes leading to qualifications/certification/self-assessment - Must evident participation/enrolment/registration for attendance These includes lectures, short courses, conferences, workshops & seminars which are relevant for professional engineers on technical, management, professional development, legal or regulatory matters. PDU obtained from E-learning will be limited to 10 PDU only.	1 PDU for each 2 hours (Maximum 10 PDUs)
1c) Qualified in-house training	Structured in-house training which are relevant to professional engineers on technical, management, professional development, legal or regulatory matters. [CV of speakers to be similar to category 1(a) or 1(b)]	1 PDU for each contact hour

professional engineers board singapore

2(a) Members of Board of local professional institutions or relevant government agencies	Member of Boards of local professional institutions or relevant government agencies. Examples: i. Board Member of BCA, LTA, HDB, UR, JTC, PEB and BOA ii. Council Member of ACES and IES.	8 PDU for each organisation
2(b) Member of relevant technical or working committees of professional associations and government agencies	Member of relevant technical or working committee or professional associations and government agencies. Examples: i. Member of technical committees of government departments and Statutory Boards; ii. Member of technical or other working committees of ACES, IES; iii. Member of approved technical societies.	4 PDU for each committee (Maximum 8 PDUs)
3(a) Conduct lectures, seminars, conferences or training courses that has been qualified for PDU by PEB, for the first time. (Exclude regular lectures by full-time lecturers)	Conduct lectures, seminars, conferences or training courses that has been qualified for PDU by PEB, for the first time (Exclude regular lectures by full-time lecturers)	4 PDU for each lecture hour or part thereof
3(b) Conduct lectures, seminars, conferences or training courses that has been qualified for PDU by PEB, after the first time. (Exclude regular lectures by full-time lecturers)	Conduct lectures, seminars, conferences or training courses that has been qualified for PDU by PEB, after the first time. (Exclude regular lectures by full-time lecturers)	2 PDU for each lecture hour or part thereof
3(c) Write or edit technical articles or papers published in distinguished publications, conference proceedings, professional journals or books.	Write or edit technical articles or papers published in distinguished publications, conference proceedings, professional journals or books.	5 PDU for each topic
3(d) Engineering patents registered during the year	Engineering patents registered during the year	15 PDU for each patent

Structured Activities Update for Category 1

For CPD application submitted by course organiser, the PDU shall be updated by course organiser to category 1. You may refer to the following if you are the one submitting CPD application when course organiser is not registered with PEB to do so.

Category	Criteria	PDUs
1(a) Qualified formal study courses	Relevant post-graduate or diploma courses on engineering and/or construction/project management: Example: a. MSc (Engineering) b. MSc (Project Management)	1 PDU for each contact hour
1(b)(i) Qualified lectures, short courses, conferences, workshops & seminars	Lectures, short courses, conferences, workshops & seminars which are relevant for professional engineers on technical, management, professional development, legal or regulatory matters. Examples: a. Seminars on regulatory requirements by government agencies eg: BCA, FSB, ENV, LTA, etc. b. Engineers and the Law by IES. c. Workshops and seminars on engineering topics by NUS or NTU.	1 PDU for each contact hour
1(b)(ii) Online viewing of qualified lectures, short courses, conferences, workshops & seminars	1) Viewing of qualified video recordings of Category 1(b)(i) activities online. 2) Online learning with verifiable assessment meeting the following criteria: - Must have a course organizer - Must have evaluation of learning outcomes leading to qualifications/certification/self-assessment - Must evident participation/enrolment/registration for attendance These includes lectures, short courses, conferences, workshops & seminars which are relevant for professional engineers on technical, management, professional development, legal or regulatory matters. PDU obtained from E-learning will be limited to 10 PDU only.	1 PDU for each 2 hours (Maximum 10 PDUs)
1(c) Qualified in-house training	Structured in-house training which are relevant to professional engineers on technical, management, professional development, legal or regulatory matters. [CV of speakers to be similar to category 1(a) or 1(b)]	1 PDU for each contact hour

After you select the category, select the criteria.

professional engineers board singapore

CPD Update of Structured Activities

Out of the 40 PDUs required over a PC qualifying period, a minimum of 20 PDUs (20 PDUs for PC 2015 and thereafter) shall come from structured activities.

Select the category of structured activities to be updated:

Structured Activities:

Criteria:

		PDUs
1(a) Qualified formal study		
1(b)(i) Qualified lectures, short courses, conferences, workshops		
1(b)(ii) E-Training: Online viewing of qualified lectures, short courses, conferences, workshops & seminars	Relevant post-graduate or diploma courses on engineering and/or construction/project management: Example: a. MSc (Engineering) b. MSc (Project Management)	1 PDU for each contact hour
1(c) Qualified in-house training		
1(b)(i) Qualified lectures, short courses, conferences, workshops & seminars	Lectures, short courses, conferences, workshops & seminars which are relevant for professional engineers on technical, management, professional development, legal or regulatory matters. Examples: a. Seminars on regulatory requirements by government agencies eg: BCA, FSB, ENV, LTA, etc. b. Engineers and the Law by IES. c. Workshops and seminars on engineering topics by NUS or NTU.	1 PDU for each contact hour
1(b)(ii) Online viewing of qualified lectures, short courses, conferences, workshops & seminars	1) Viewing of qualified video recordings of Category 1(b)(i) activities online. 2) Online learning with verifiable assessment meeting the following criteria: - Must have a course organizer - Must have evaluation of learning outcomes leading to qualifications/certification/self-assessment - Must evident participation/enrolment/registration for attendance These includes lectures, short courses, conferences, workshops & seminars which are relevant for professional engineers on technical, management, professional development, legal or regulatory matters.	1 PDU for each 2 hours (Maximum 10 PDUs)

To search for a CPD activity that you have attended, follow the screen instructions as shown. In general, you could enter one or more criteria to begin a search. If you enter all criteria, the system could only locate a record if it matches all specified criteria.

CPD Update Category 1a

Relevant post-graduate or diploma courses on engineering and/or construction/project management:
Example:
a. MSc (Engineering)
b. MSc (Project Management)

Please read the important explanatory note below before starting your course search

1. Enter a keyword or keywords in "Title of Course." If the search result list is too long, narrow the search by entering "Date From" and "Date To".
2. If no records are found, please check with the respective course organizer who will be able to advise you if CPD application has been submitted to PEB and result of the CPD application.
3. If the course organizer does not wish to register with PEB to submit CPD application, you may also apply to qualify an activity for PDU at CPD > CPD (CPD Application).
4. Once you are successful with the search, click on the "Select" under Action column.

Note: It is not necessary to enter all search criteria as information provided by the course organizer may differ from your input, and the system may not be able to match to your exact search criterion.

Date From:

Date To:

Course Organizer:

Title of Course:

The quickest and easiest way to search for the course you have attended is to put in a keyword or keywords in the Title of Course field. The system will display a list of records that contain the keyword. However, this is provided that the course organiser has submitted a course application for this course, and it has been qualified for PDU.

How to identify a keyword from the course you have attended? It could be a word that is not commonly used in other course titles. If the keyword you typed is a commonly used word, the search result list would be long. If the search result list is long, you could narrow down the search by selecting the year in the Date From/To field, and/or selecting the course organiser from dropdown list.

You may also search by selecting the Course Organiser name from the dropdown. However, the list could be long as there could be many courses/activities organised in a day specified or by a particular course organiser.

It would be helpful to keep a record of courses/activities that you have attended and update your PDU after attending each course/activity that has been qualified for PDU. Once you are successful with the search, click on select under **"Action"** column.

CPD Update Category 1a
Relevant post-graduate or diploma courses on engineering and/or construction/project management:
Example:
a. MSc (Engineering)
b. MSc (Project Management)

Please read the important explanatory note below before starting your course search

1. Enter a keyword or keywords in "Title of Course." If the search result list is too long, narrow the search by entering "Date From" and "Date To".
2. If no records are found, please check with the respective course organizer who will be able to advise you if CPD application has been submitted to PEB and result of the CPD application.
3. If the course organizer does not wish to register with PEB to submit CPD application, you may also apply to qualify an activity for PDU at CPD > CPD (CPD Application).
4. Once you are successful with the search, click on the "Select" under Action column.

Note: It is not necessary to enter all search criteria as information provided by the course organizer may differ from your input, and the system may not be able to match to your exact search criterion.

Date From: 13-Aug-2025
Date To: dd-mm-yyyy
Course Organizer: Fintech Corporation
Title of Course: Title of Course

Search Clear

Course Id	Course Title	Organizer	Start - End Date	Branch of Engineering	PDU	Action
CO/A00000142	Advanced Engineering For Tunnelling	Emily Rose	13-Aug-2025 - 14-Aug-2025	Civil	10	Select

The system will match the qualifying period according to the end date of the CPD activity. You just need to enter the no. of PDU and click the **"Submit"** button. Please take note not to enter the maximum PDU given to the Course application if you did not complete the full attendance required.

Qualifying Period* 01-Nov-2024 - 31-Oct-2025

Course Id* CO/A00000142

Course Name* Advanced Engineering For Tunnelling

Date From* 13-Aug-2025

Date To* 14-Aug-2025

PDU that has been accredited for this course 10

Enter PDU for this course you have attended* Enter PDU for this course you have attended

Submit

CPD Update
Update your PDU attainments for structured and unstructured activities.
A minimum of 40 PDUs are required over a PC qualifying period, of which a minimum of 20 PDUs shall come from structured activities. PEB may conduct audit of participation in CPD activities and when audited, PEs are required to provide documentary or other relevant evidence of CPD participation.
Refer to About CPD for more information about each category. Check out Guide to e-CPD system on how to update your PDUs.

Select the type of CPD Activities to be updated:
CPD Activities

Message
Submitted Successfully
OK

You will be routed back to the CPD Update page and you can continue with the CPD update if you have more updates to perform.

If you are unable to find the course that you have attended, please check with the course organiser on whether the course application had been submitted to and processed by PEB. You can contact the course organiser who had sent you the course enrolment record or refer to the contact information on the Course Organiser page of PEB website. You can either do a search of the name of course organiser or click the Search button for a list of course organisers. Please note that the directory will only list search results of course organisers who have been registered with PEB to submit Course applications online.

If the Course application has been qualified for PDU, you may ask the course organiser to search from the Calendar of CPD Events and send you screenshot of the search result as a guide for you to follow.

The screenshot shows a web interface for the Professional Engineers Board (PEB) of Singapore. On the left is a sidebar with the text 'Course Organizers'. The main area is titled 'Calendar Of CPD Events'. It contains a search form with the following fields: 'Date From' (dd, mm, yyyy), 'Date To' (dd, mm, yyyy), 'Title Of Course' (text input), 'Course Organizer' (dropdown menu), 'Category' (dropdown menu), and 'Branch of Engineering' (dropdown menu). Below these fields are two buttons: 'SEARCH' and 'CLEAR'.

Structured Activities Update on Category 2

2(a) Members of Board of local professional institutions or relevant government agencies	Member of Boards of local professional institutions or relevant government agencies. Examples: i. Board Member of BCA, LTA, HDB, UR, JTC, PEB and BOA ii. Council Member of ACES and IES.	8 PDU for each organisation
2(b) Member of relevant technical or working committees of professional associations and government agencies	Member of relevant technical or working committee or professional associations and government agencies. Examples: i. Member of technical committees of government departments and Statutory Boards; ii. Member of technical or other working committees of ACES, IES; iii. Member of approved technical societies.	4 PDU for each committee (Maximum 8 PDUs)

After you select the category, select the criteria 2a and/or 2b to update

CPD Update of Structured Activities

Out of the 40 PDUs required over a PC qualifying period, a minimum of 20 PDUs (20 PDUs for PC 2015 and thereafter) shall come from structured activities.

Select the category of structured activities to be updated:

Structured Activities:
Category 2

Criteria:
2(a) Members of Board of local professional institutions or relevant government agencies
2(b) Member of relevant technical or working committees

PDU's

Structured Activity Update on Category 2a

Select the qualifying period during which you are member of Boards of local professional institutions or relevant government agencies. Under **"Description"**, please indicate your designation and the name of institutions or government agencies.

Click the **"Submit"** button to complete the update process. If you have more than one CPD update to submit, then you can click on **"Submit and Add"** button to remain on the same page. You will see the message that the update has been done successfully.

Back Cancel Submit and Add Submit

CPD Update Category 2a

Member of Boards of local professional institutions or relevant government agencies.
Examples:
i. Board Member of BCA, LTA, HDB, UR, JTC, PEB and BOA
ii. Council Member of ACES and IES.

Qualifying Period*

Description*

PDU*
8

Back Cancel Submit and Add Submit

CPD Update Category 2a

Member of Boards of local professional institutions or relevant government agencies.
Examples:
i. Board Member of BCA, LTA, HDB, UR, JTC, PEB and BOA
ii. Council Member of ACES and IES.

Qualifying Period*

Description*

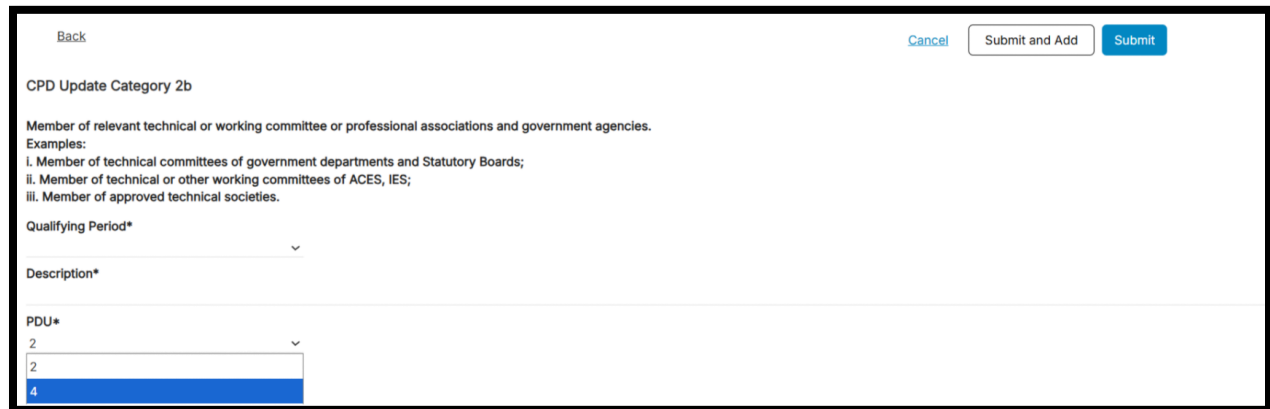
PDU*
8

Message
Submitted Successfully
OK

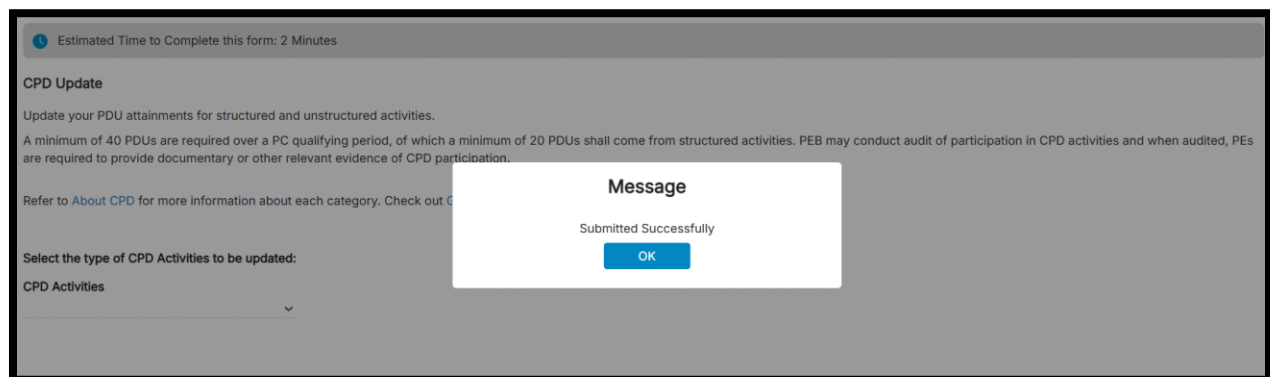
Structured Activity Update on Category 2b

Select the qualifying period during which you are member of relevant technical or working committees of professional associations and government agencies. Under **"Description"**, please indicate your designation and the name of the committees as described on Category 2b.

Click the **"Submit"** button to complete the update process. If you have more than one CPD update to submit, then you can click on **"Submit and Add"** button to remain on the same page. You will see the message that the update has been done successfully.



The screenshot shows a web form titled "CPD Update Category 2b". At the top left is a "Back" link. At the top right are three buttons: "Cancel", "Submit and Add", and "Submit". The form content includes the title "CPD Update Category 2b", a description "Member of relevant technical or working committee or professional associations and government agencies.", and a list of examples: "i. Member of technical committees of government departments and Statutory Boards; ii. Member of technical or other working committees of ACES, IES; iii. Member of approved technical societies." Below this is a "Qualifying Period*" dropdown menu. Then is a "Description*" text input field. At the bottom is a "PDU*" dropdown menu with the value "2" selected, and a list of options "2" and "4" visible below it.



The screenshot shows the "CPD Update" form with a success message overlay. The form title is "CPD Update". The description is "Update your PDU attainments for structured and unstructured activities." Below this is a paragraph: "A minimum of 40 PDUs are required over a PC qualifying period, of which a minimum of 20 PDUs shall come from structured activities. PEB may conduct audit of participation in CPD activities and when audited, PEs are required to provide documentary or other relevant evidence of CPD participation." Below this is a link: "Refer to [About CPD](#) for more information about each category. Check out C". Below this is a section "Select the type of CPD Activities to be updated:" with a "CPD Activities" dropdown menu. The success message overlay is a white box with the title "Message", the text "Submitted Successfully", and an "OK" button.

Structured Activities Update on Category 3

For CPD application submitted by course organiser, the PDU shall be updated by course organiser to category 3 (a) or 3(b) if you are the speaker, trainer or lecturer for the course. You may refer to the following if you are the one submitting CPD application when course organiser is not registered with PEB to do so.

professional engineers board singapore

3(a) Conduct lectures, seminars, conferences or training courses that has been qualified for PDU by PEB, for the first time. (Exclude regular lectures by full-time lecturers)	Conduct lectures, seminars, conferences or training courses that has been qualified for PDU by PEB, for the first time (Exclude regular lectures by full-time lecturers)	4 PDU for each lecture hour or part thereof
3(b) Conduct lectures, seminars, conferences or training courses that has been qualified for PDU by PEB, after the first time. (Exclude regular lectures by full-time lecturers)	Conduct lectures, seminars, conferences or training courses that has been qualified for PDU by PEB, after the first time. (Exclude regular lectures by full-time lecturers)	2 PDU for each lecture hour or part thereof
3(c) Write or edit technical articles or papers published in distinguished publications, conference proceedings, professional journals or books.	Write or edit technical articles or papers published in distinguished publications, conference proceedings, professional journals or books.	5 PDU for each topic
3(d) Engineering patents registered during the year	Engineering patents registered during the year	15 PDU for each patent

After you select the category, select the criteria 3a/3b/3c or 3d to update.

CPD Update of Structured Activities

Out of the 40 PDUs required over a PC qualifying period, a minimum of 20 PDUs (20 PDUs for PC 2015 and thereafter) shall come from structured activities.

Select the category of structured activities to be updated:

Structured Activities:

Category 3

Criteria:

3(a) Conduct lectures, seminars, conferences or training courses that has been qualified for PDU by PEB, for the first time		
3(b) Conduct lectures, seminars, conferences or training courses that has been qualified for PDU by PEB, after the first time		
3(c) Write or edit technical articles or papers published in distinguished publications		PDUs
3(d) Engineering patents registered during the year	and/or	1 PDU for each

Structured Activity Update on Category 3a

Follow the screen instructions as shown to search for the CPD activity that has been qualified for PDU. Search for the course which you are involved as a speaker, trainer or lecturer **for the first time**.

CPD Update Category 3a

Conduct lectures, seminars, conferences or training courses that has been qualified for PDU by PEB, for the first time (Exclude regular lectures by full-time lecturers)

Please read the important explanatory note below before starting your course search

1. Enter a keyword or keywords in "Title of Course." If the search result list is too long, narrow the search by entering "Date From" and "Date To".
2. If no records are found, please check with the respective course organizer who will be able to advise you if CPD application has been submitted to PEB and result of the CPD application.
3. If the course organiser does not wish to register with PEB to submit CPD application, you may also apply to qualify an activity for PDU at CPD > CPD (CPD Application).
4. Once you are successful with the search, click on the "Select" under Action column.

Note: It is not necessary to enter all search criteria as information provided by the course organizer may differ from your input, and the system may not be able to match to your exact search criterion.

Date From: dd-mmm-yyyy

Date To: dd-mmm-yyyy

Course Organizer

Title of Course

Search Clear

Once you are successful with the search, click select under “**Action**” column.

CO/A00000045	Course on Construction Management - Part 1	Jani Jacob	19-May-2025 - 20-May-2025	Civil	7	Select
--------------	--	------------	---------------------------	-------	---	--------

You have to indicate the no. of Lecture Hour and the system will auto calculate and populate the PDU attained for this course which you are involved as a speaker, trainer or lecturer for the first time.

Note that no. of total lecture hours spent should not include mealtime/tea break. You can only input the no. of hour you have provided on the training or lecture. The PDU awarded to you will not be the same as the PDU awarded to course participants for this CPD activity.

Upload supporting documents related to the course and click on “**Submit**”. You will see the message that the update has been done successfully.

Qualifying Period*

01-Nov-2024 - 31-Oct-2025

Course Id*

CO/A00000045

Course Name*

Course on Construction Management - Part

Date From*

19-May-2025

Date To*

20-May-2025

PDU that has been accredited for this course

7

Total Lecture Hour*

3

Total PDU*

12

Upload Supporting Document* (JPG, JPEG, PNG, PDF) (Up to 5MB)

+

Click to add files

82b9d7d5-be35-40af-b8a1-8f52d181fb75_20250825150917.pdf

Submit

CPD Update

Update your PDU attainments for structured and unstructured activities.

A minimum of 40 PDUs are required over a PC qualifying period, of which a minimum of 20 PDUs shall come from structured activities. PEB may conduct audit of participation in CPD activities and when audited, PEs are required to provide documentary or other relevant evidence of CPD participation.

Refer to About CPD for more information about each category. Check out CPD Activities for more details.

Select the type of CPD Activities to be updated:

CPD Activities

Message

Submitted Successfully

OK

You will be routed back to the CPD Update page and you can continue with the CPD update if you have more updates to perform.

Structured Activity Update on Category 3b

Follow the screen instructions as shown to search for the CPD activity that has been qualified for PDU. Search for the course which you are involved as a speaker, trainer or lecturer **more than once**.

CPD Update Category 3b

Conduct lectures, seminars, conferences or training courses that has been qualified for PDU by PEB, after the first time. (Exclude regular lectures by full-time lecturers)

Please read the important explanatory note below before starting your course search

1. Enter a keyword or keywords in "Title of Course." If the search result list is too long, narrow the search by entering "Date From" and "Date To".
2. If no records are found, please check with the respective course organizer who will be able to advise you if CPD application has been submitted to PEB and result of the CPD application.
3. If the course organiser does not wish to register with PEB to submit CPD application, you may also apply to qualify an activity for PDU at CPD > CPD (CPD Application).
4. Once you are successful with the search, click on the "Select" under Action column.

Note: It is not necessary to enter all search criteria as information provided by the course organizer may differ from your input, and the system may not be able to match to your exact search criterion.

Date From:dd-mm-yyyy

Date To:dd-mm-yyyy

Course Organizer

Title of Course

SearchClear

Once you are successful with the search, click select under "**Action**" column.

CO/A00000149	Applied Engineering Part 8	SAT Technology	20-Aug-2025 - 20-Aug-2025	Others	4	Select
--------------	----------------------------	----------------	---------------------------	--------	---	--------

You have to indicate the no. of Lecture Hour and the system will auto calculate and populate the PDU attained for this course which you are involved as a speaker, trainer or lecturer more than once.

Note that no. of total lecture hours spent should not include mealtime/tea break. You can only input the no. of hour you have provided on the training or lecture. The PDU awarded to you will not be the same as the PDU awarded to course participants for this CPD activity.

Upload supporting documents related to the course and click on "**Submit**". You will see the message that the update has been done successfully.

Qualifying Period*

01-Nov-2024 - 31-Oct-2025

Course Id*

CO/A00000149

Course Name*

Applied Engineering Part 8

Date From*

20-Aug-2025

Date To*

20-Aug-2025

PDU that has been accredited for this course

4

Total Lecture Hour*

2

Total PDU*

4

Upload Supporting Document* (JPG, JPEG, PNG, PDF) (Up to 5MB)

+

Click to add files

82b9d7d5-be35-40af-b8a1-8f52d181fb75_20250818130407.pdf

Submit

CPD Update

Update your PDU attainments for structured and unstructured activities.
A minimum of 40 PDUs are required over a PC qualifying period, of which a minimum of 20 PDUs shall come from structured activities. PEB may conduct audit of participation in CPD activities and when audited, PEs are required to provide documentary or other relevant evidence of CPD participation.
Refer to [About CPD](#) for more information about each category. Check out [CPD Activities](#) for more details.

Select the type of CPD Activities to be updated:
CPD Activities

Message

Submitted Successfully

OK

You will be routed back to the CPD Update page and you can continue with the CPD update if you have more updates to perform.

Structured Activity Update on Category 3c

Back

Cancel

Submit and Add

Submit

CPD Update Category 3c

Write or edit technical articles or papers published in distinguished publications, conference proceedings, professional journals or books.

Qualifying Period*

Title of Article / Papers*

Published Date*

dd-mm-yyyy

Name of Publication, Conference Proceeding, Professional Journals or Book*

PDU*

5

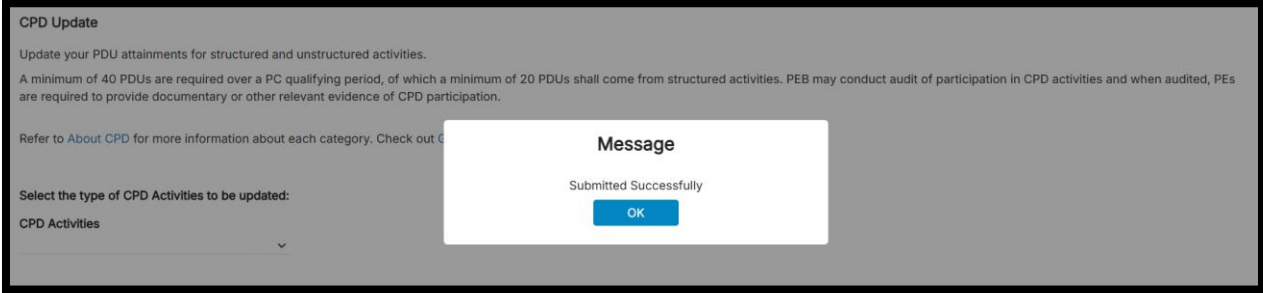
Upload Supporting Document* (JPG, JPEG, PNG, PDF) (Up to 5MB)

+

Click to add files

Select the qualifying period during which you have written or edited technical articles or papers published in distinguished publications, conference proceedings, professional journals or books. The title of articles or papers and name of publication must be indicated.

Click the **"Submit"** button to complete the update process. If you have more than one CPD update to submit, then you can click on **"Submit and Add"** button to remain on the same page. You will see the message that the update has been done successfully.



The screenshot shows a 'CPD Update' form with a grey background. A white modal box titled 'Message' is centered on the screen, displaying 'Submitted Successfully' and an 'OK' button. The background form contains instructions about PDU requirements and a section for selecting CPD activities.

CPD Update

Update your PDU attainments for structured and unstructured activities.

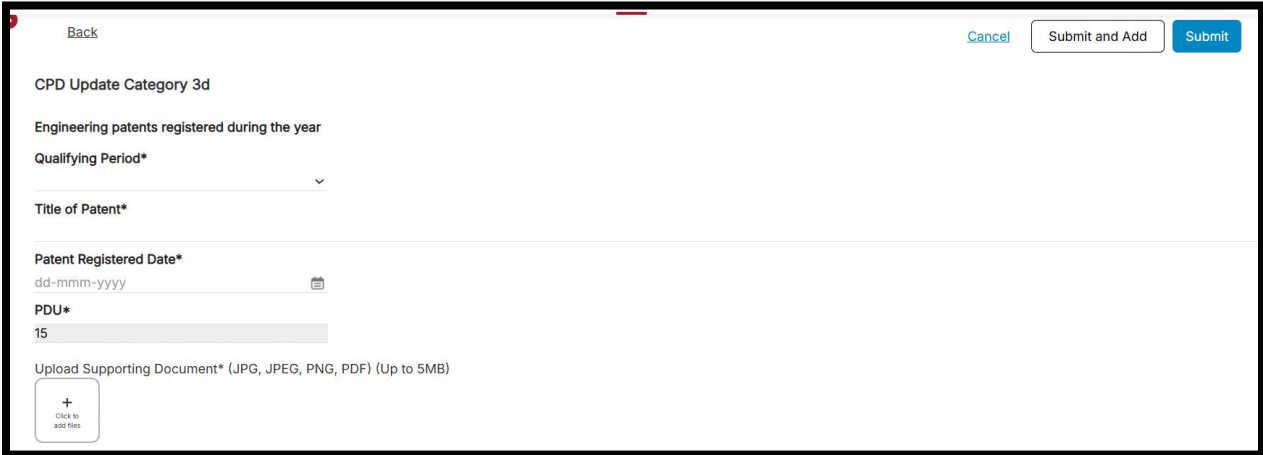
A minimum of 40 PDUs are required over a PC qualifying period, of which a minimum of 20 PDUs shall come from structured activities. PEB may conduct audit of participation in CPD activities and when audited, PEs are required to provide documentary or other relevant evidence of CPD participation.

Refer to [About CPD](#) for more information about each category. Check out [CPD Activities](#) for more information.

Select the type of CPD Activities to be updated:

CPD Activities

Structured Activity Update on Category 3d



The screenshot shows the 'CPD Update Category 3d' form. It includes a 'Back' link, 'Cancel', 'Submit and Add', and 'Submit' buttons. The form fields are: 'Engineering patents registered during the year', 'Qualifying Period*' (dropdown), 'Title of Patent*', 'Patent Registered Date*' (calendar icon), 'PDU*' (text input with '15'), and 'Upload Supporting Document*' (JPG, JPEG, PNG, PDF) (Up to 5MB) with a file upload button.

[Back](#) [Cancel](#) [Submit and Add](#) [Submit](#)

CPD Update Category 3d

Engineering patents registered during the year

Qualifying Period*

Title of Patent*

Patent Registered Date*

dd-mmm-yyyy

PDU*

15

Upload Supporting Document* (JPG, JPEG, PNG, PDF) (Up to 5MB)

[Click to add files](#)

Select the qualifying period during which you have registered engineering patents and indicate the title and registered date of the patent. Upload the necessary supporting documents.

Click the **"Submit"** button to complete the update process. If you have more than one CPD update to submit, then you can click on **"Submit and Add"** button to remain on the same page. You will see the message that the update has been done successfully.

CPD Update

Update your PDU attainments for structured and unstructured activities.

A minimum of 40 PDUs are required over a PC qualifying period, of which a minimum of 20 PDUs shall come from structured activities. PEB may conduct audit of participation in CPD activities and when audited, PEs are required to provide documentary or other relevant evidence of CPD participation.

Refer to [About CPD](#) for more information about each category. Check out C

Select the type of CPD Activities to be updated:

CPD Activities

Message

Submitted Successfully

OK

3.2.2 Unstructured Activities

Read about the activities classified under Category A, B, C and D and select the correct category which applies to you.

CPD Update of Unstructured Activities

Out of the 40 PDUs required over a PC qualifying period, a minimum of 20 PDUs shall come from structured activities. The remaining PDUs, up to 20 PDUs, may come from unstructured activities.

Select the category of unstructured activities to be updated:

Unstructured Activities:

Category A

Category B

Category C

Category D

are as below:

Criteria	PDUs
i. Reading of relevant technical, professional, financial, legal or business literature.	1 PDU for each 2 hours (Maximum 16 PDUs)

Unstructured Activities		
Category	Criteria	PDUs
A Self study of relevant topics	i. Reading of relevant technical, professional, financial, legal or business literature. ii. Listening/viewing audio/video tapes on relevant topics or taking correspondence courses.	1 PDU for each 2 hours (Maximum 16 PDUs)
B Informal in-house training and discussion	i. Conducting informal in-house training and presentations to colleagues. ii. Attending informal in-house training and presentations.	1 PDU for each 2 hours (Maximum 16 PDUs)
C Professional membership	i. Membership of professional engineering or management bodies.	2 PDU for each organisation (Maximum 16 PDUs)
D Nonaccredited engineering activities	i. Attending professional and technical courses which are not accredited. ii. Attending organised group technical site visits and exhibitions.	1 PDU for each 2 hours (Maximum 16 PDUs)

Unstructured Activity Update on Category A

Category	Criteria	PDUs
A Self study of relevant topics	i. Reading of relevant technical, professional, financial, legal or business literature. ii. Listening/viewing audio/video tapes on relevant topics or taking correspondence courses.	1 PDU for each 2 hours (Maximum 16 PDUs)

The screenshot shows a web form titled "CPD Update Category A". At the top left is a "Back" link. At the top right are three buttons: "Cancel", "Submit and Add", and "Submit". Below the title, there are two bullet points: "i. Reading of relevant technical, professional, financial, legal or business literature." and "ii. Listening/viewing audio/video tapes on relevant topics or taking correspondence courses." Below these is a "Qualifying Period*" dropdown menu. Then is a "Topic*" text input field. Below that is a "Total Hours Spent*" text input field with a "/ 2 PDU" label to its right. At the bottom is a "Total PDU*" text input field.

Select the qualifying period during which you have done self-study of relevant topics and indicate the topics read.

Please do not input general description in the Topic field, for example, 'Reading of technical books' but specify the title of article or book read so that you know what to provide if the Board conducts random check of your CPD update.

Input 'Total Hours Spent', System will auto calculate and populate the total PDU awarded based on hours spent. Click the **"Submit"** button to complete the update process. If you have more than one CPD update to submit, then you can click on **"Submit and Add"** button to remain on the same page. You will see the message that the update has been done successfully.

The screenshot shows the same "CPD Update" form as before, but with a modal message box overlaid in the center. The message box is titled "Message" and contains the text "Submitted Successfully" with an "OK" button below it. The background form is dimmed. At the top of the form, there is a timer that says "Estimated Time to Complete this form: 2 Minutes". Below the "CPD Update" title, there is explanatory text about PDU requirements and a link to "About CPD". At the bottom of the form, there is a section titled "Select the type of CPD Activities to be updated:" with a "CPD Activities" dropdown menu.

Unstructured Activity Update on Category B

B Informal in-house training and discussion	i. Conducting informal in-house training and presentations to colleagues. ii. Attending informal in-house training and presentations.	1 PDU for each 2 hours (Maximum 16 PDUs)
--	--	--

A Singapore Government Agency Website [How to identify](#)

professional engineers board singapore

Dashboard Applications **CPD** Circulars Conduct & Ethics Cases Request Changes

[Back](#) [Cancel](#) [Submit and Add](#) [Submit](#)

CPD Update Category B

i. Conducting informal in-house training and presentations to colleagues.
ii. Attending informal in-house training and presentations.

Qualifying Period*

Topic*

Total Hours Spent* / 2 PDU

Total PDU*

Select the qualifying period during which you have conducted and/or attended informal in-house training and discussion, indicate the training or discussion topics attended.

Please do not input general description in the Topic field, for example, 'Attended in-house training' but specify the title of training or presentations so that you know what to provide if the Board conducts random check of your CPD update.

Input 'Total Hours Spent', System will auto calculate and populate the total PDU awarded based on hours spent. Click the **"Submit"** button to complete the update process. If you have more than one CPD update to submit, then you can click on **"Submit and Add"** button to remain on the same page. You will see the message that the update has been done successfully.

Estimated Time to Complete this form: 2 Minutes

CPD Update

Update your PDU attainments for structured and unstructured activities.

A minimum of 40 PDUs are required over a PC qualifying period, of which a minimum of 20 PDUs shall come from structured activities. PEB may conduct audit of participation in CPD activities and when audited, PEs are required to provide documentary or other relevant evidence of CPD participation.

Refer to [About CPD](#) for more information about each category. Check out [CPD Activities](#) for more information about each category.

Select the type of CPD Activities to be updated:

CPD Activities

Message

Submitted Successfully

[OK](#)

Unstructured Activity Update on Category C

C Professional membership	i. Membership of professional engineering or management bodies.	2 PDU for each organisation (Maximum 16 PDUs)
------------------------------	---	---

[Back](#)[Cancel](#)[Submit and Add](#)[Submit](#)

CPD Update Category C

i. Membership of professional engineering or management bodies.

Qualifying Period*

Professional Engineering/Management Bodies*

Membership No.*

PDU*

2

Please note that membership of professional engineering or management bodies does not include professional registration such as PE, AC, ACPE, QECP registration in Singapore, or Professional Engineer/Chartered Engineer and similar registration in other jurisdictions. Select the qualifying period during which you have professional membership and indicate the name of professional membership body.

Click the **"Submit"** button to complete the update process. If you have more than one CPD update to submit, then you can click on **"Submit and Add"** button to remain on the same page. You will see the message that the update has been done successfully.

Estimated Time to Complete this form: 2 Minutes

CPD Update

Update your PDU attainments for structured and unstructured activities.

A minimum of 40 PDUs are required over a PC qualifying period, of which a minimum of 20 PDUs shall come from structured activities. PEB may conduct audit of participation in CPD activities and when audited, PEs are required to provide documentary or other relevant evidence of CPD participation.

Refer to [About CPD](#) for more information about each category. Check out [CPD Activities](#) for more information about each category.

Select the type of CPD Activities to be updated:

CPD Activities

Message

Submitted Successfully

[OK](#)

Unstructured Activity Update on Category D

D Nonaccredited engineering activities	i. Attending professional and technical courses which are not accredited. ii. Attending organised group technical site visits and exhibitions.	1 PDU for each 2 hours (Maximum 16 PDUs)
---	---	--

Back

Cancel

Submit and Add

Submit

CPD Update Category D

i. Attending professional and technical courses which are not accredited.
ii. Attending organised group technical site visits and exhibitions.

Qualifying Period*

Topic*

End Date of Activity*

dd-mm-yyyy

Total Hours Spent*

/ 2 PDU

Total PDU*

Select the qualifying period during which you have attended engineering activities that are not qualified for PDU as structured activity.

Please do not input general description in the Topic field, for example, 'Attended site visit' but specify more detailed description so that you know what to provide if the Board conducts random check of your CPD update.

Input 'Total Hours Spent', System will auto calculate and populate the total PDU awarded based on hours spent. Click the **"Submit"** button to complete the update process. If you have more than one CPD update to submit, then you can click on **"Submit and Add"** button to remain on the same page. You will see the message that the update has been done successfully.

Estimated Time to Complete this form: 2 Minutes

CPD Update

Update your PDU attainments for structured and unstructured activities.

A minimum of 40 PDUs are required over a PC qualifying period, of which a minimum of 20 PDUs shall come from structured activities. PEB may conduct audit of participation in CPD activities and when audited, PEs are required to provide documentary or other relevant evidence of CPD participation.

Refer to [About CPD](#) for more information about each category. Check out [CPD Activities](#) for more details.

Select the type of CPD Activities to be updated:

CPD Activities

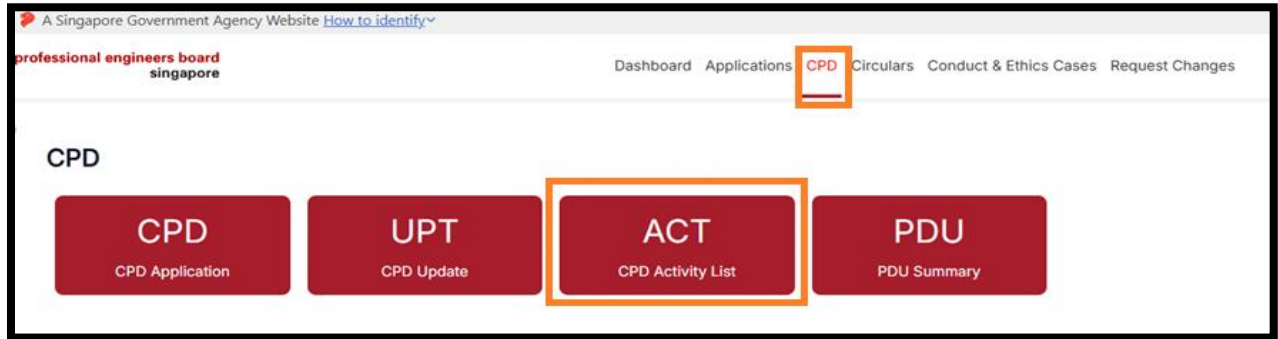
Message

Submitted Successfully

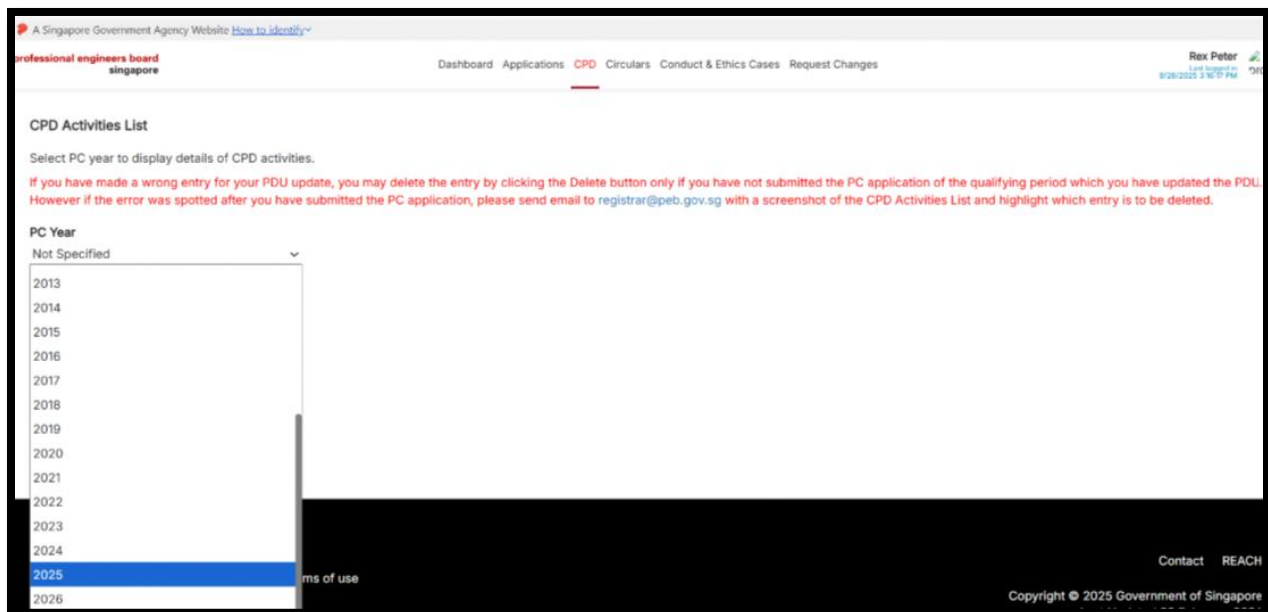
OK

3.3 CPD Activity List

Refer to CPD Activity List to view the points allotted for the course attended.
Navigate to CPD → CPD Activity List



Select the PC year for which you wish to see the CPD activities.



The system will display the courses attended for the relevant PC year, along with the corresponding PDU points awarded.

CPD Activities List


Select PC year to display details of CPD activities.

If you have made a wrong entry for your PDU update, you may delete the entry by clicking the Delete button only if you have not submitted the PC application of the qualifying period which you have updated the PDU. However if the error was spotted after you have submitted the PC application, please send email to registrar@peb.gov.sg with a screenshot of the CPD Activities List and highlight which entry is to be deleted.

PC Year
2026

Qualifying Period
01-Nov-2024 - 31-Oct-2025

Structured Activities

Course ID	Title of Activity	Category	End Date	Updated on	PDU	Actions
CO/A00000040	Applied Engineering Part 1	1(a)	07 May 2025	30 Aug 2025	4	

For entries updated wrongly or incorrect qualifying period entered, you may delete them if you have not applied for PC of the year selected. If the delete key is not shown, please send an email to PEB (registrar@peb.gov.sg) and attach a screenshot of the CPD activities you wish to delete.

3.4 PDU Summary

Refer to the PDU Summary if you want to find out whether you have fulfilled PC application requirements. Read the legend and the 8 points for a better understanding of the PDU summary to plan your training needs.

Navigate to CPD → PDU Summary

A Singapore Government Agency Website [How to identify](#)

professional engineers board singapore

Dashboard Applications **CPD** Circulars Conduct & Ethics Cases Request Changes

CPD

CPD
CPD Application

UPT
CPD Update

ACT
CPD Activity List

PDU
PDU Summary

professional engineers board singapore

PDU Summary

Qualifying Period	PC Year	Obtained			Required				Balance			PC	Under-taking
		Struct c/f (a)	Struct (b)	Unstruct (c)	Shortfall Struct* (d)	Did not apply PC (e)	Struct (f)	Unstruct (g)	Struct (h)=a+b-d-e-f	Unstruct (i)=c-g	Total (j)**=h+i		
01-Nov-2023 - 31-Oct-2024	2025	0	7	0	0	0	20	20	-13	-20	-33	Y	Y
01-Nov-2024 - 31-Oct-2025	2026	0	94	0	33	0	20	20	41	-20	21	P	N

[View recent listing](#)

Legend:

Struct

- Structured Activities PDUs

Unstruct

- Unstructured Activities PDUs

Struct c/f

- Carry forward Structured Activities PDUs from previous PC year

Shortfall Struct

- Shortfall of Structured Activities PDUs

Y

- PC issued

Nil

- PC not issued

N

- Undertaking not used

P

- System assumed that PC will be applied any time in current PC year and shows the deduction. Deduction will be removed at the beginning of new year when PC is not issued.

Notes:

- For PC year 2003 qualifying period, 50% of PDUs from Struct can be carried forward to the next PC year, no PDUs required.
- For PC year 2004 qualifying period, 100% of PDUs from Struct and Unstruct can be carried forward to the next PC year, no PDUs required.
- For PC year 2005 qualifying period and onwards, the maximum PDU to be carried forward to the next PC year is 40 and from structured activities only.
- For application of a PC, 40 PDUs are required, comprising of 20 PDUs on both Struct and Unstruct activities.
- If you do not have PC for 3 years or more continuous, 80 PDUs are required, i.e: 40 PDUs on both Struct and Unstruct activities.
- * Any unstructured PDU requirement may be met by either structured or unstructured activities carried out during the current PC qualifying period. If it cannot be met, the shortfall will have to be made up by PDUs from structured activities in the following qualifying period.
- ** The sum on total balance does not take into account of any positive balance on Unstruct. Any positive or negative balance in the Total column will be considered carried over as 'Excess or Shortfall of Structured
- If you did not apply PC for the year, the system will deduct 20 if bal on Struct >= 20, else deduct the exact bal on Struct if balance on Struct < 20.